







Year 2 Arithmetic Quiz 4

Counting in steps of 2, 3, 5 from 0 and 10 from any number

1	$4 + 2 + 2 =$		

2	$6 + 3 + 3 =$		

3	$15 + 5 + 5 =$		

4

$$56 + 10 + 10 =$$



5

$$16 - 2 - 2 =$$



6

$$27 - 3 - 3 =$$



7

$$45 - 5 - 5 =$$



8

$$82 - 10 - 10 =$$



2x, 5x and 10x tables

9

$$2 \times 7 =$$



10

$9 \times 2 =$



11

$2 \times 5 =$



12

$6 \times 2 =$



13

$6 \times 5 =$



14

$5 \times 7 =$



15

$4 \times 5 =$



16

$11 \times 5 =$



17

$10 \times 6 =$



18

$7 \times 10 =$



19

$$3 \times 10 =$$



20

$$10 \times 10 =$$



Multiplying by repeated addition

21

$$6 + 6 + 6 =$$



22

$$4 + 4 + 4 =$$



23

$$9 + 9 + 9 =$$



24

$$12 + 12 + 12 =$$



Year 2 Arithmetic Quiz 4: Answers

- | | |
|--------|---------|
| 1. 8 | 13. 30 |
| 2. 12 | 14. 35 |
| 3. 25 | 15. 20 |
| 4. 76 | 16. 55 |
| 5. 12 | 17. 60 |
| 6. 21 | 18. 70 |
| 7. 35 | 19. 30 |
| 8. 62 | 20. 100 |
| 9. 14 | 21. 18 |
| 10. 18 | 22. 12 |
| 11. 10 | 23. 27 |
| 12. 12 | 24. 36 |

Year 2 Arithmetic Quiz 4

Adding 2-Digit Numbers

Practise counting forwards and backwards in 2s, 3s and 5s. Remember to practice counting backwards as much as counting forwards.

Use this pack of [Number Squares](#) to help.

When counting forwards and backwards in tens, remember the 'ones' always stays the same. It can be useful to go just over 100 to help understand the jump: 83, 93, 103, 113.

Subtracting 2-Digit Numbers

These multiplication tables are the next step from counting. It may be helpful for children to be confident in counting before starting to learn the times tables.

Reciting the tables is one way to learn.

Two times one equals two,

Two times two equals four,

Two times three equals six...

These [Array Multiplication Cards](#) could be useful.

Missing Number Questions

To extend counting, practice counting in all steps to 12, but only a few steps.

3, 6, 9, 12

8, 16, 24

11, 22, 33